
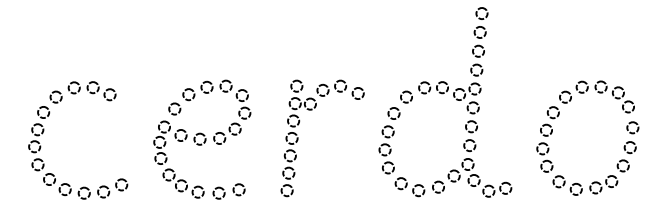



Farm animals

# Colour the picture & trace the words




cerdo

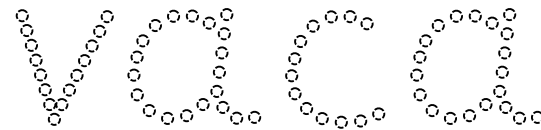
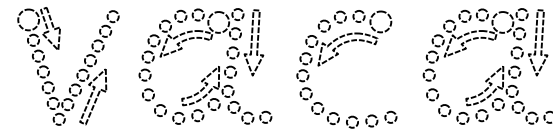


1. Trace the 1<sup>st</sup> word with your finger
2. Write over the dots on the 2<sup>nd</sup> word, starting at the large dot & follow the arrows
3. Write over the dots on the 3<sup>rd</sup> word as above

# Colour the picture & trace the words




vaca

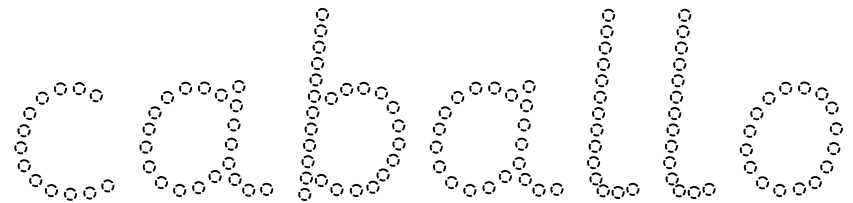
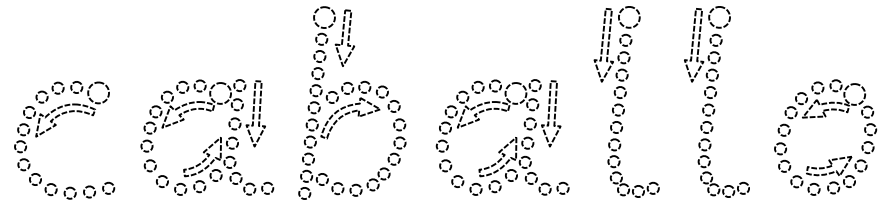


1. Trace the 1<sup>st</sup> word with your finger
2. Write over the dots on the 2<sup>nd</sup> word, starting at the large dot & follow the arrows
3. Write over the dots on the 3<sup>rd</sup> word as above

# Colour the picture & trace the words



caballo

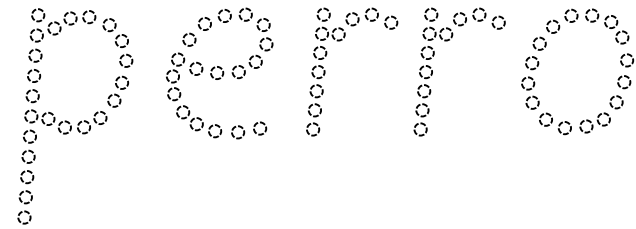
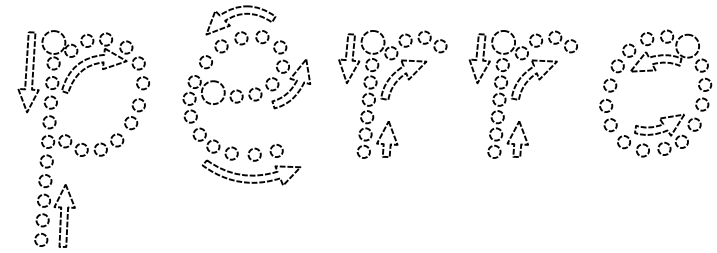


1. Trace the 1<sup>st</sup> word with your finger
2. Write over the dots on the 2<sup>nd</sup> word, starting at the large dot & follow the arrows
3. Write over the dots on the 3<sup>rd</sup> word as above

# Colour the picture & trace the words




perro

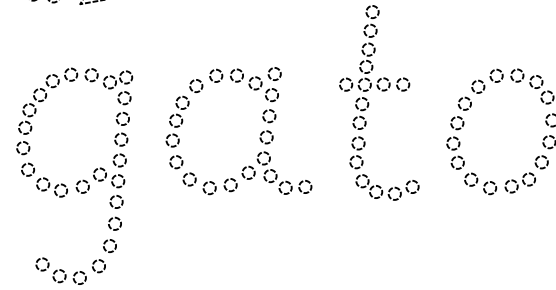
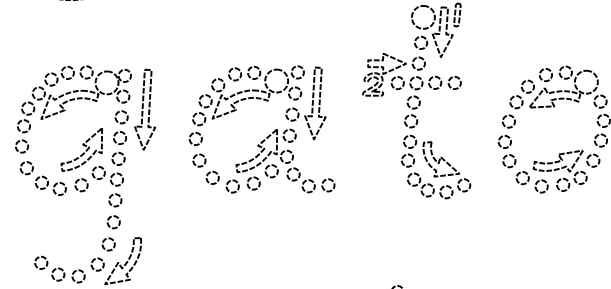


1. Trace the 1<sup>st</sup> word with your finger
2. Write over the dots on the 2<sup>nd</sup> word, starting at the large dot & follow the arrows
3. Write over the dots on the 3<sup>rd</sup> word as above

# Colour the picture & trace the words




gato

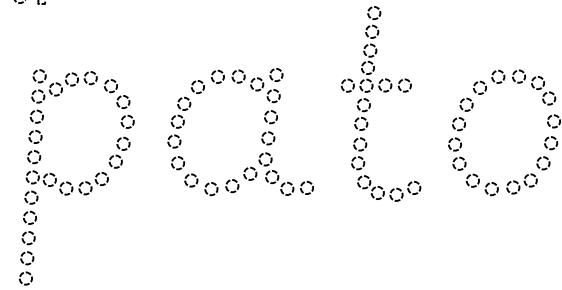
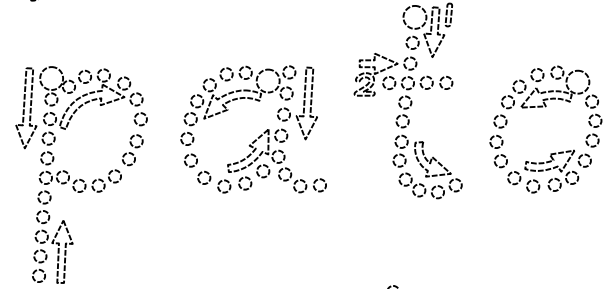


1. Trace the 1<sup>st</sup> word with your finger
2. Write over the dots on the 2<sup>nd</sup> word, starting at the large dot & follow the arrows
3. Write over the dots on the 3<sup>rd</sup> word as above

# Colour the picture & trace the words




pato


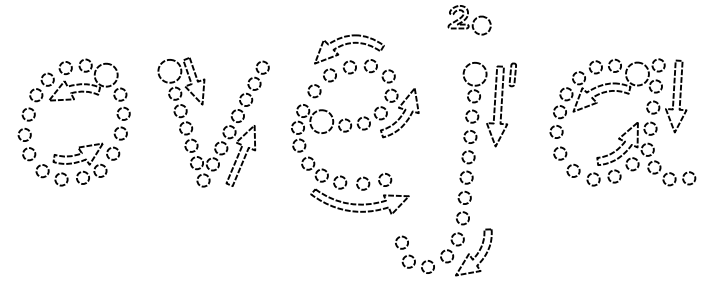


1. Trace the 1<sup>st</sup> word with your finger
2. Write over the dots on the 2<sup>nd</sup> word, starting at the large dot & follow the arrows
3. Write over the dots on the 3<sup>rd</sup> word as above

# Colour the picture & trace the words



oveja



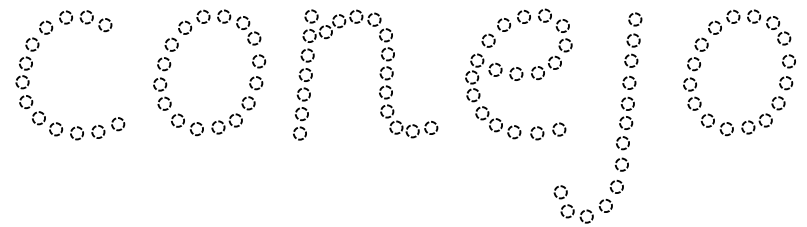
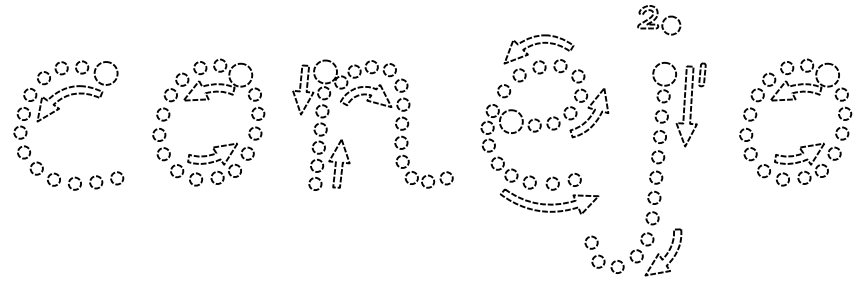
1. Trace the 1<sup>st</sup> word with your finger
2. Write over the dots on the 2<sup>nd</sup> word, starting at the large dot & follow the arrows
3. Write over the dots on the 3<sup>rd</sup> word as above



# Colour the picture & trace the words



c o n e j o



1. Trace the 1<sup>st</sup> word with your finger
2. Write over the dots on the 2<sup>nd</sup> word, starting at the large dot & follow the arrows
3. Write over the dots on the 3<sup>rd</sup> word as above